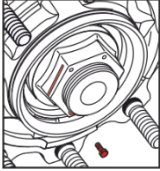
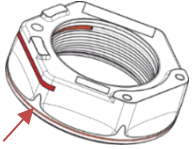
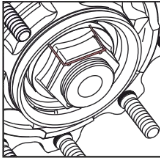
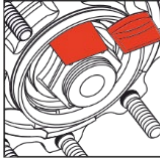
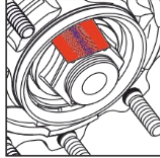
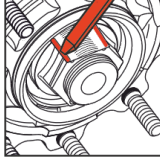
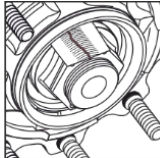
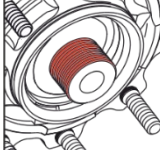


Loosening stuck axle nuts from the axle stub

General aspects

The GIGANT axle nut is an important axle component for securing the hub unit and to correctly set the pretension of the bearing. In exceptional cases, the axle nut can become stuck on the thread of the axle stub if it is not handled correctly. For this case of stuck axle nuts, we have described the destructive removal of the axle nut in the following. For all of the tasks described here in detail, the instructions in the "ALL IN ONE maintenance and repair manual" must be observed regarding the personnel, safety, tightening torques, previous or subsequent work steps, etc.

Destructive loosening of the stuck axle nut

<p>1. Check:</p> <ul style="list-style-type: none"> ! Retainer bolt removed ! Slit bent open ! Observance of left-hand/right-hand thread 		 <p>Groove with left-hand</p>
<p>2. Cut into the upper part of the axle nut above the thread using an angle grinder with a cutting disc until just before the bearing.</p> <ul style="list-style-type: none"> ! Do not cut into the bearing ! Protect the axle stub thread from damage 		
<p>3. Use a chisel to knock off the upper part of the axle nut</p> <ul style="list-style-type: none"> ! If the upper part of the cut-off axle nut cannot be easily knocked off, then cut it again ! Attention: Do not damage any components with the hammer and chisel, particular care must be taken for the bearing 		
<p>4. Carefully grind down the cut surface of the axle nut with a flap disc until the thread can be seen or until the material turns blue in the thread area.</p> <ul style="list-style-type: none"> ! Do not damage the thread of the axle stub 		
<p>5. Carefully break open the axle nut with a chisel. To do so, the chisel is set on the outer part of the sanded-down surface. The chisel must be pointing outwards at a slant</p> <ul style="list-style-type: none"> ! Do not damage the thread of the axle stub 		
<p>6. After the axle nut has been broken open, the pretension is gone and the axle nut can be screwed off by hand or carefully using a tool with low force.</p> <ul style="list-style-type: none"> ! Repeat step 5 in case of stiffness 		
<p>7. Clean the thread of the axle stub, check and rework with, e.g., a thread file or thread chaser if necessary</p>		

The GIGANT team is happy to answer any questions you may have and wishes you a safe journey.

Created/reviewed:

2021.03.24 HU

 Date Signature

Approved:

2021.03.30 AK/DZ

 Date Signature